

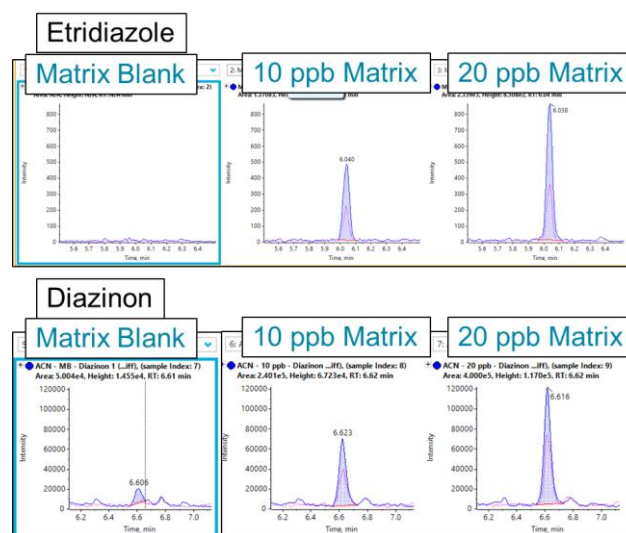
# Analysis of the Canadian Cannabis Pesticides List Using Both ESI and APCI Techniques

Robert Di Lorenzo<sup>1</sup>, Diana Tran<sup>2</sup>, Craig Butt<sup>2</sup>, Paul Winkler<sup>2</sup>, Scott Krepich<sup>3</sup>, Christopher Borton<sup>2</sup>  
<sup>1</sup>SCIEX, Canada; <sup>2</sup>SCIEX, USA; <sup>3</sup>Phenomenex, USA

Federal legalization of adult-use Cannabis in Canada substantiates the need for robust and reproducible methods for analysis of Cannabis and derivative products for consumer health and safety. Target maximum residue limits (MRLs) for stringent regulations in the United States, including those imposed by Oregon<sup>1</sup> and California<sup>2</sup> have been demonstrated. These states monitor for 59 and 65 pesticides, respectively, at levels down to 100 ppb in the product. The pesticides represent a wide range of chemical classes and properties.

In the United States, pesticide regulations in Cannabis products are governed by individual state legislation, whereas Health Canada regulates pesticide screening at a federal level. Health Canada has currently proposed regulations for 96 pesticides, with tolerance levels between 10 to 500 fold lower than those regulated by California or Oregon, with many analytes regulated at 10 ppb in product<sup>3</sup>. Health Canada has assigned individual MRLs for dried Cannabis flower, Cannabis oil and fresh Cannabis flower and plants, the last of which has not been regulated elsewhere. Alternative Cannabis products, such as edibles and topicals, are yet to have defined regulations. Although testing for these 96 pesticides in the three matrices has been mandated, only 64% of the MRLs have been defined by Health Canada as of March, 2019<sup>3</sup>. Federal legalization implies unification of regulations across the country, however these incomplete lists necessitate method flexibility, performance and robustness as regulations continue to evolve.

As with the California and Oregon lists, several Canadian list pesticides have been historically analyzed by GC-MS; necessitating complicated sample preparation, derivatization, and long sample run times. Compounds on the Health Canada list such as endosulfans and pentachloronitrobenzene (quintozene) do not have functional groups traditionally ionizable by electrospray ionization (ESI). Typically, multiple analysis techniques and multiple instruments would be required. Alternatively, it is demonstrated that the sensitivity afforded by ESI can be employed to reach the stringent Health Canada limits for the majority of mandated pesticides, while additionally leveraging the flexibility of atmospheric pressure chemical ionization (APCI) to analyze those compounds that are either not ionizable by ESI, or show better sensitivity by this mechanism. APCI has the advantages of being more robust against matrix



**Figure 1. Representative matrix spike data for two compounds traditionally analyzed by gas chromatography. (Top) Etridiazole and (bottom) Diazinon are regulated down to 10 ppb in Cannabis matrices and can be analyzed down to these levels using a SCIEX QTRAP® 6500+ System using APCI and ESI techniques, respectively.**

effects compared to ESI and, particularly in negative mode, being more selective. This leads to a method that is more robust, which is extremely important in a sample with as much potential for variability, ion suppression and isobaric interferences as Cannabis. This also allows for sample prep to be minimized and streamlined to increase throughput and decrease analysis cost.

## Key Advantages

- Leveraging both sensitivity of ESI and flexibility of APCI to meet demanding LOQ criteria and ionize compounds traditionally analyzed by GC-MS
- Solvent extraction and dilution of samples streamlines workflow, maximizes extraction efficiency, and minimizes cost
- Efficient desolvation in the IonDrive™ Turbo V source allows for improved ionization of temperature sensitive analytes
- Optimized Curtain Gas™ interface, active source exhaust, QJet® ion guide, and Scheduled Ionization feature of Analyst® 1.7 software provides protection from matrix components to maximize instrument uptime, even in a challenging matrix.

## Experimental

**Sample Preparation:** Analytical standards mixtures were purchased from SPEX CertiPrep® (Metuchen, NJ, USA) and individual standards for optimization were purchased from AccuStandard (New Haven, CT, USA). Dried *Cannabis* flower samples were extracted into acetonitrile according to the protocol below.

- 1 gram of homogenized dried flower was weighed into a 15 mL plastic centrifuge tube and 5 mL of acetonitrile added
- Sample was vortexed for 30 seconds
- Sample was sonicated for 15 minutes
- Acetonitrile extract was decanted to separate vial
- Steps 1 through 3 were repeated on the same sample and extracts were combined to yield a final extract ratio of 1 gram homogenized flower to 10 mL of acetonitrile
- Extracts were winterized for at least 2 hours in a -20°C freezer or colder
- Supernatant was transferred to another vial and winterized again for 2 hours
- Winterized extracts were centrifuged at 4000 rpm and passed through a 0.2 µm syringe filter
- A 500 µL aliquot was diluted 1:1 with methanol
- For analysis, an injection volume of 1 µL was used for ESI and 4 µL for APCI.

**HPLC Conditions:** Analytes were separated on a Phenomenex Luna Omega Polar C18, 3 µm LC column (150 x 3 mm) using a SCIEX ExionLC™ AD system with a 20 µL solvent mixer. Separation was performed at a flow rate of 420 µL/min with a column temperature of 30°C and an autosampler sample storage temperature of 10°C. For ESI analysis, mobile phase solvents were (A) water + 0.1% formic acid + 5 mM ammonium formate and (B) methanol + 0.1% formic acid + 5 mM ammonium formate (B) with a gradient program listed in Table 1. For APCI analysis, mobile phase solvents were (A) water and (B) methanol without modifiers with a gradient program listed in Table 2 and example chromatography in Figure 2.

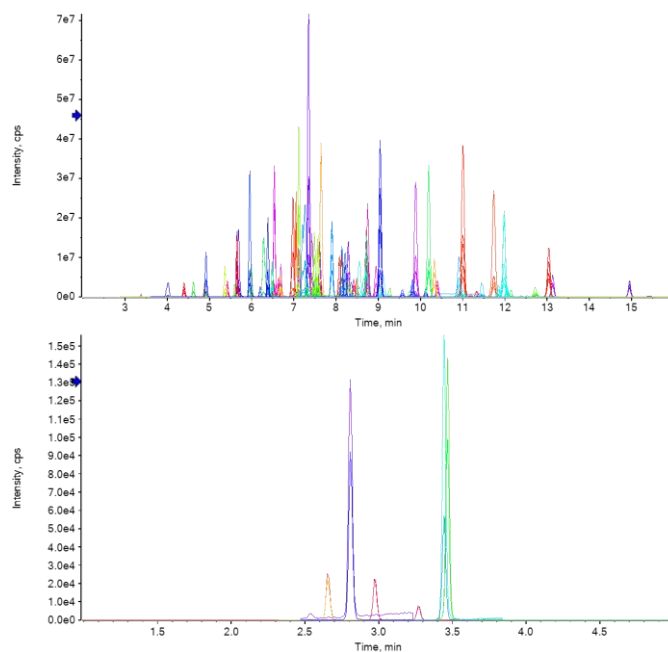
**Mass Spectrometry Conditions:** All compounds were analyzed using a SCIEX QTRAP® 6500+ system with *ScheduledMRM™* Pro Algorithm. The target scan time for both positive and negative polarity experiments was optimized to obtain at least 12 scans across each peak. Pesticides analyzed by ESI were acquired with the following source settings: CUR = 50 psi, CAD = HIGH (12), ISV = +3500 / -4500 V, TEM = 350°C, GS1 = 80 psi, GS2 = 60 psi. Pesticides analyzed by APCI were acquired with the following source settings CUR = 50 psi, CAD = HIGH (12), NC = -3 µA, TEM = 400°C, GS1 = 50 psi.

**Table 1. LC gradient program for ESI panel**

Time (min)	A (%)	B (%)
0	100	0
0.75	100	0
1	75	25
5	20	80
16	0	100
18	0	100
18.01	100	0
20	100	0

**Table 2. LC gradient program for APCI panel**

Time (min)	A (%)	B (%)
0	15	85
0.5	15	85
2	0	100
4	0	100
4.01	15	85
6	15	85



**Figure 2. Example chromatography of (top) ESI panel and (bottom) APCI panel.**

## Results and Discussion

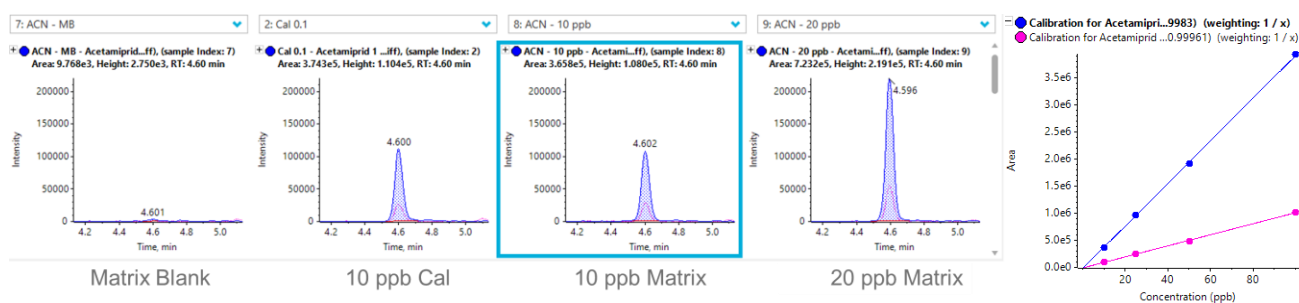
Testing requirements set forth by Health Canada represent analytically challenging demands for pesticide detection and quantitation in *Cannabis*. These requirements necessitate an approach utilizing two injections; one using ESI and one using APCI.

The MRLs set by Health Canada demand the sensitivity afforded by ESI for the majority of the pesticide panel, especially those with LOQ requirements at 10 ppb. The compounds highlighted in Figure 3 show ample signal to noise and excellent linearity for compounds traditionally analyzed by LC-MS/MS. With large-panel multiresidue analyses, it is the compounds that show poor ionization efficiency that afford the greatest challenge. Figure 4 highlights compounds that are traditionally analyzed using gas chromatographic (GC) techniques, but show quantitative performance that meets, and in most cases exceeds, the requirements set forth by Health Canada using ESI. Additionally, there are certain compounds that simply do not ionize under traditional electrospray mechanisms, such as quintozone, etridiazole and endosulfan. These are also compounds traditionally analyzed by GC. For this reason, it is necessary to employ alternative ionization techniques, namely APCI. This also allows for compounds that show improved ionization efficiency by APCI to be analyzed by their more preferred mechanism. Figure 5 highlights the performance of the APCI portion of this

method to meet the Health Canada requirements. Together, these two methods have a combined run time under 30 minutes and the same extract is used for both analyses. Switching between ESI and APCI probes takes less than one minute to perform, with no software changes necessary.

Solvent extraction and winterization have been used to prepare all samples for analysis of the pesticide panel from a single extract. No difference in performance was observed between acetonitrile and acidified acetonitrile extracts, and showed improved performance over acetonitrile with QuEChERS salts, so neat acetonitrile was chosen as the extraction solvent for this method. Winterization reduces the solubility of all components in the extract, but only the highest concentration components (i.e. matrix components) will precipitate out of solution, while target pesticides at low concentrations remain in solution for analysis. Since fresh *Cannabis* could not be obtained, only dried *Cannabis* matrices were tested. Interferences between the two matrices are expected to be similar, but since fresh *Cannabis* is roughly 50% water, it is anticipated to demonstrate less suppressive character. For *Cannabis* oil, it may be worthwhile to employ a lipid removal technique as recommended by Health Canada<sup>4</sup>. Lipid removal sorbents, either in the form of dSPE or SPE-pass-through cartridges, in combination with winterization, might be expected to remove the majority of the hydrophobic matrix, but compound losses, specifically of daminozide, may still occur.

### Acetamiprid – Health Canada LOQ = 50 ppb (Fresh *Cannabis*), 100 ppb (Dried *Cannabis*)



### Bifentazate – Health Canada LOQ = Under Development (Fresh *Cannabis*), 20 ppb (Dried *Cannabis*)

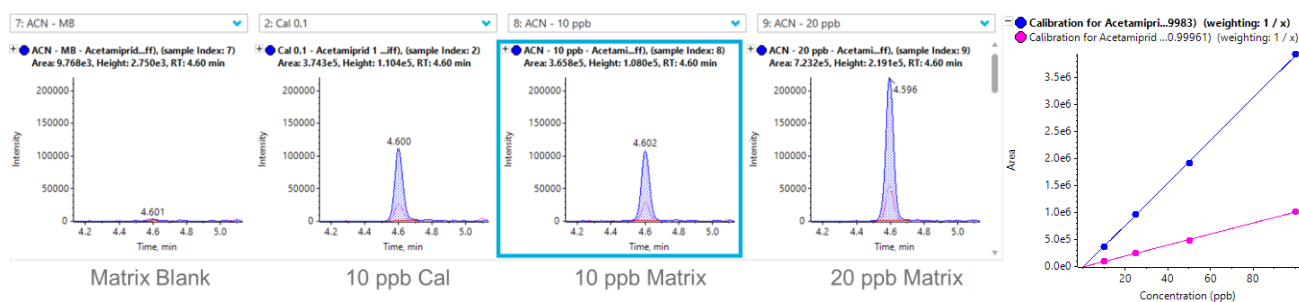
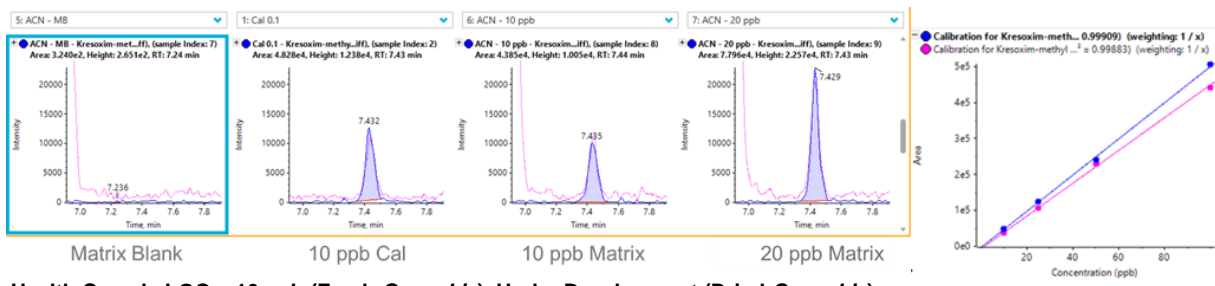
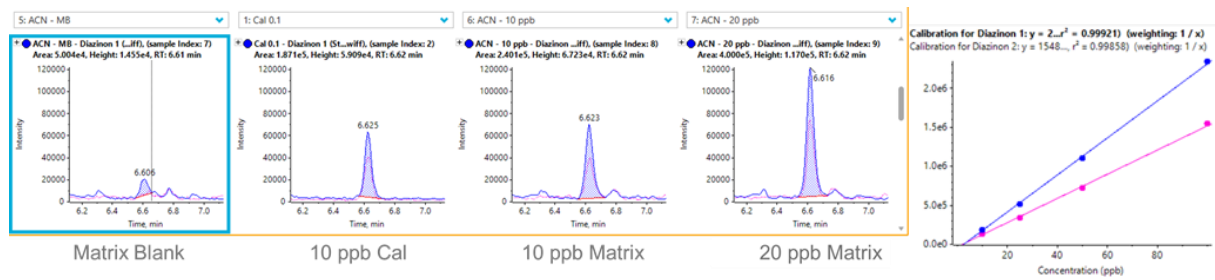


Figure 3: Example data from pesticides traditionally analyzed by LC-MS/MS monitored with ESI. (Top) Acetamiprid data in solvent and in dried *Cannabis* flower extract. (Bottom) Bifentazate data in solvent and in dried *Cannabis* flower extract. In both cases, LOQs are exceeding Health Canada requirements, and, in the case of Bifentazate, showing success where the LOQ is still under development.

**Kresoxym-Methyl – Health Canada LOQ = 10 ppb (Fresh Cannabis), Under Development (Dried Cannabis)**



**Diazinon – Health Canada LOQ = 10 ppb (Fresh Cannabis), Under Development (Dried Cannabis)**



**Endosulfan Sulfate – Health Canada LOQ = 500 ppb (Fresh Cannabis), Under Development (Dried Cannabis)**

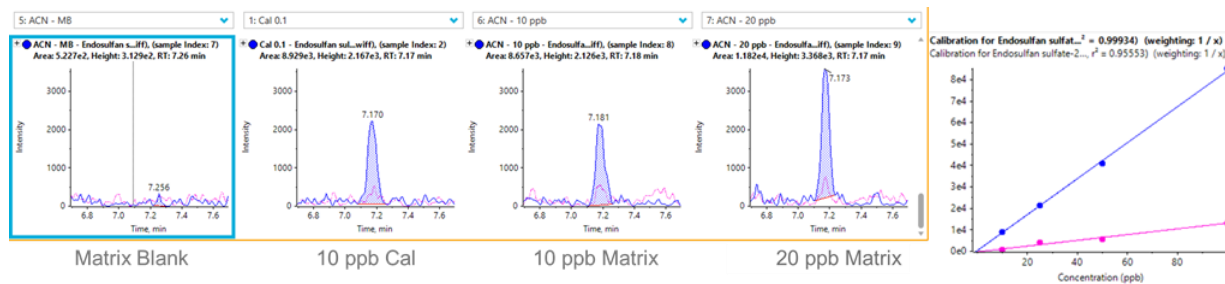


Figure 4: Example data from pesticides traditionally analyzed by GC-MS(MS) monitored with ESI. (Top) Kresoxym-methyl, (middle) Diazinon, and (bottom) Endosulfan sulfate data in solvent and in dried Cannabis flower extract. In all cases, quantitative performance is achieved down to 10 ppb in cases where dried Cannabis LOQs are still under development by Health Canada.

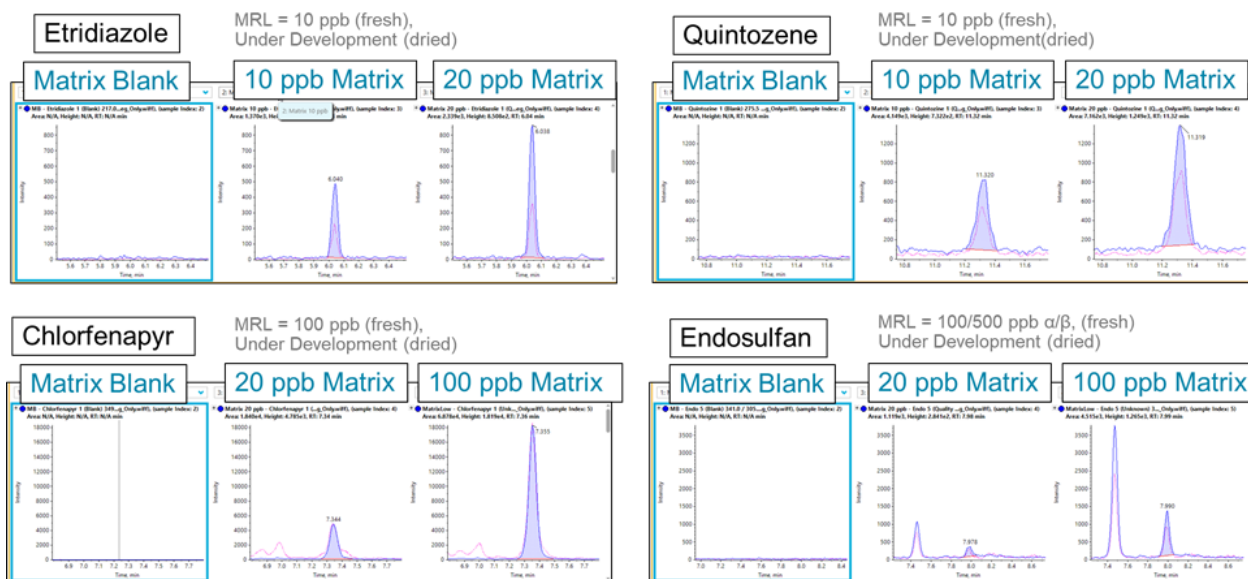


Figure 5: Example data from pesticides monitored with APCI. (Clockwise from top left) Etridiazole, quintozene, chlorfenapyr and endosulfan  $\alpha/\beta$  in dried Cannabis flower extract. In all cases, fresh Cannabis LOQs are achieved in dried Cannabis matrix, where dried Cannabis LOQs are still under development by Health Canada.

Table 3. Health Canada mandated LOQs for fresh and dried *Cannabis*. All LOQs can be achieved with the exception of Kinoprene. In cases where the LOQ is under development, the respective pesticides can be quantitatively detected.

	Health Canada LOQ				Health Canada LOQ				Health Canada LOQ		
	Fresh (µg/g)	Dried (µg/g)	Meet LOQ?		Fresh (µg/g)	Dried (µg/g)	Meet LOQ?		Fresh (µg/g)	Dried (µg/g)	Meet LOQ?
Abamectin	0.25	*	✓	Dodemorph	0.05	*	✓	Naled	*	*	✓
Acephate	*	0.02	✓	Endosulfan-alpha	0.1	*	✓	Novaluron	0.025	0.05	✓
Acetamiprid	0.05	0.1	✓	Endosulfan-beta	0.5	*	✓	Oxamyl	1.5	3	✓
Acequinocyl	*	*	✓	Endosulfan sulfate	0.5	*	✓	Paclobutrazol	0.01	0.02	✓
Aldicarb	0.5	1	✓	Ethoprophos	0.01	0.02	✓	Permethrin	0.5	*	✓
Allethrin	0.1	0.2	✓	Etofenprox	*	*	✓	Phenothrin	0.025	0.05	✓
Azadirachtin	0.5	1	✓	Etoxazole	0.01	0.02	✓	Phosmet	*	*	✓
Azoxystrobin	0.01	0.02	✓	Etridiazol	0.01	*	✓	Piperonyl butoxide	0.25	*	✓
Benzovindiflupyr	0.01	0.02	✓	Fenoxycarb	0.01	0.02	✓	Pirimicarb	0.01	0.02	✓
Bifenazate	*	0.02	✓	Fenpyroximate	*	0.02	✓	Prallethrin	*	*	✓
Bifenthrin	0.1	*	✓	Fensulfothion	0.01	0.02	✓	Propiconazole	0.01	*	✓
Boscalid	0.01	0.02	✓	Fenthion	0.01	*	✓	Propoxur	0.01	0.02	✓
Buprofezin	0.01	0.02	✓	Fenvalerate	*	*	✓	Pyraclostrobin	0.01	0.02	✓
Carbaryl	0.025	0.05	✓	Fipronil	0.01	0.06	✓	Pyrethrins	0.025	0.05	✓
Carbofuran	0.01	0.02	✓	Fonicamid	0.025	0.05	✓	Pyridaben	0.025	0.05	✓
Chlorantraniliprole	*	*	✓	Fludioxonil	0.01	0.02	✓	Quintozene	0.01	*	✓
Chlorphenapyr	0.1	*	✓	Fluopyram	0.01	0.02	✓	Resmethrin	*	0.1	✓
Chlorpyrifos	0.01	*	✓	Hexythiazox	*	*	✓	Spinetoram	*	*	✓
Clofentezine	0.01	0.02	✓	Imazalil	*	*	✓	Spinosad	*	*	✓
Clothianidin	0.025	0.05	✓	Imidacloprid	0.01	0.02	✓	Spirodiclofen	*	*	✓
Coumaphos	0.01	0.02	✓	Iprodione	0.5	1	✓	Spiromesifen	*	3	✓
Cyantranilipole	0.01	*	✓	Kinoprene	0.05	*		Spirotetramat	*	0.02	✓
Cyfluthrin	*	*	✓	Kresoxim-methyl	0.01	*	✓	Spiroxamine	*	*	✓
Cypermethrin	*	*	✓	Malathion	0.01	0.02	✓	Tebuconazole	*	*	✓
Cyprodinil	*	*	✓	Metalaxyl	0.01	0.02	✓	Tebufenozide	0.01	0.02	✓
Daminozide	*	*	✓	Methiocarb	0.01	0.02	✓	Teflubenzuron	0.025	0.05	✓
Deltamethrin	*	*	✓	Methomyl	*	0.05	✓	Tetrachlorvinphos	0.01	0.02	✓
Diazinon	0.01	*	✓	Methoprene	1	*	✓	Tetramethrin	0.05	0.1	✓
Dichlorvos	0.05	0.1	✓	Methyl parathion	*	*	✓	Thiacloprid	0.01	0.02	✓
Dimethoate	0.01	0.02	✓	Mevinphos	0.025	0.05	✓	Thiamethoxam	0.01	0.02	✓
Dimethomorph	*	*	✓	MGK-264	*	*	✓	Thiophanate-methyl	*	0.05	✓
Dinotefuran	0.05	0.1	✓	Myclobutanil	0.01	0.02	✓	Trifloxystrobin	0.01	0.02	✓

\*- LOQ under development by Health Canada

## Conclusions

All Health Canada regulated pesticides were ionized, detected and quantitatively analyzed by LC-MS/MS, using ESI or APCI techniques. Dried *Cannabis* flower was used as representative matrix, and matrix spikes at the mandated LOQs showed method performance meeting or exceeding LOQ requirements for all but one of the 96 target panel. For kinoprene, the mandated LOQ in fresh *Cannabis* may be able to be achieved using a larger volume injection, as the dried LOQ is still under development, and fresh *Cannabis* represents a less challenging matrix.

A simplified extraction protocol can be used by leveraging the sensitivity and robustness of the SCIEX QTRAP® 6500+ system with IonDrive™ Turbo V source, to streamline sample prep by reducing the need for complex and costly cleanup techniques to maintain instrument performance, and analyze the entire pesticide panel together. This workflow also retains the flexibility to add additional components, such as mycotoxins, to further increase productivity in testing labs. This comprehensive approach reduces the need for gas chromatographic techniques, and the frequent maintenance they require when analyzing dirty matrices.

## References

- (1) Quantitation of Oregon List of Pesticides and Cannabinoids in Cannabis Matrices by LC-MS/MS. SCIEX Technical Note RUO-MKT-02-6729-B.
- (2) Achieving the California Pesticide Regulations in *Cannabis* Using Optimized APCI and ESI Techniques. SCIEX Technical Note RUO-MKT-02-8859-A.
- (3) Health Canada. Mandatory Cannabis Testing For Pesticide Active Ingredients – Lists and Limits. Published online November 8, 2018. <https://www.canada.ca/en/public-health/services/publications/drugs-health-products/cannabis-testing-pesticide-list-limits.html>
- (4) Moulins, J.R., et al., Multiresidue Method of Analysis of Pesticides in Medical *Cannabis*. *J AOAC Int*, 101(6):1948-1960, 2018.

AB Sciex is doing business as SCIEX.

© 2019 AB Sciex. For Research Use Only. Not for use in diagnostic procedures. The trademarks mentioned herein are the property of AB Sciex Pte. Ltd. or their respective owners. AB SCIEX™ is being used under license.

Document number: RUO-MKT-02-9602-A